Safety

Safe Working Days

		1	2	3		
		4	5	6		
7	8	9	10	11	12	13
14	15	16	17	18	19	20
21	22	23	24	25	26	27
		28	29	30		
			31			

X Recordable / Lost Time
X Near Miss/ First Aid/ Damage
X Environmental Incident
X Safe Day

Days Since Last Injury

Safety Incidents:

Quality

Weekly FPY – Trailing 12 Weeks

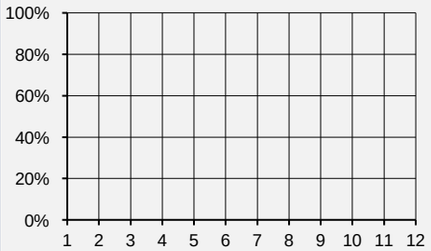

Quality Incidents:

Top 3 Monthly Quality Defects

Defect Description	Occurrences	Corrective Actions

Production

Scheduled / Actual / Carry

Focus	Mon	Tues	Wed	Thur	Fri
Scheduled Starts					
1st Shift Goal					
1st Shift HC					
1st Shift Actual Starts					
2nd Shift Goal					
2nd Shift HC					
2nd Shift Actual Starts					
Concerns					

Daily OEE Tracking – Trailing Month

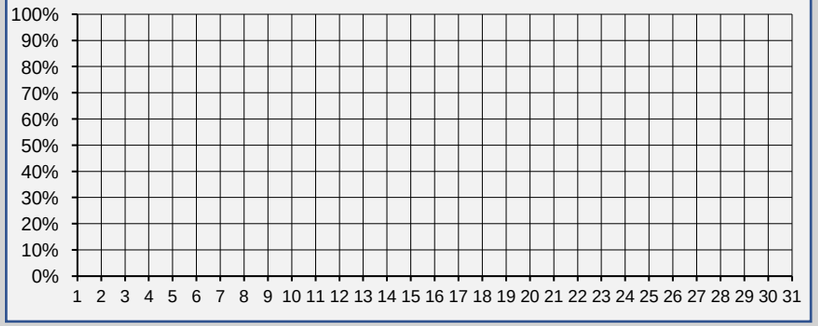

Weekly OEE Tracking – Trailing 12 Weeks

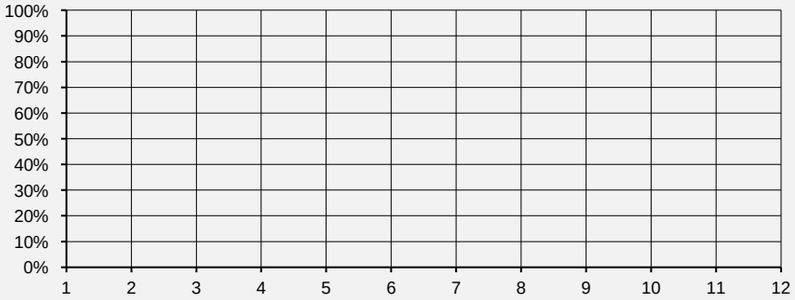

Tracking: _____

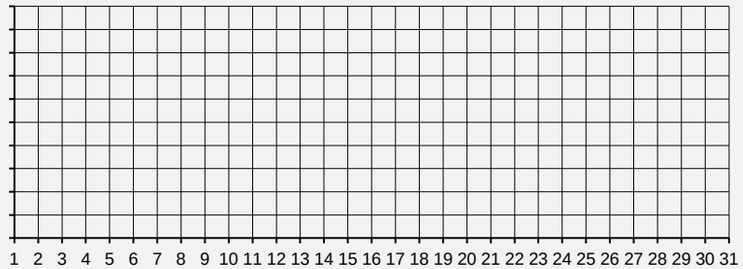

Daily Actions

Description	Owner	Impact	Due

Weekly Actions

Description	Owner	Impact	Due

Ongoing CI Projects

Announcements

KEARNEY